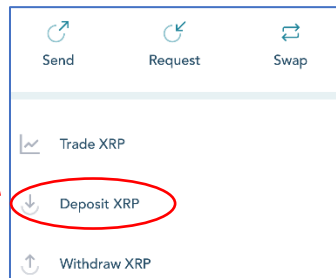


HOW TO TRANSFER XRP FROM UPHOLD TO LOBSTR

1.- Go to assets on LOBSTR

2- Click on the XRP (<https://fchain.io>) asset

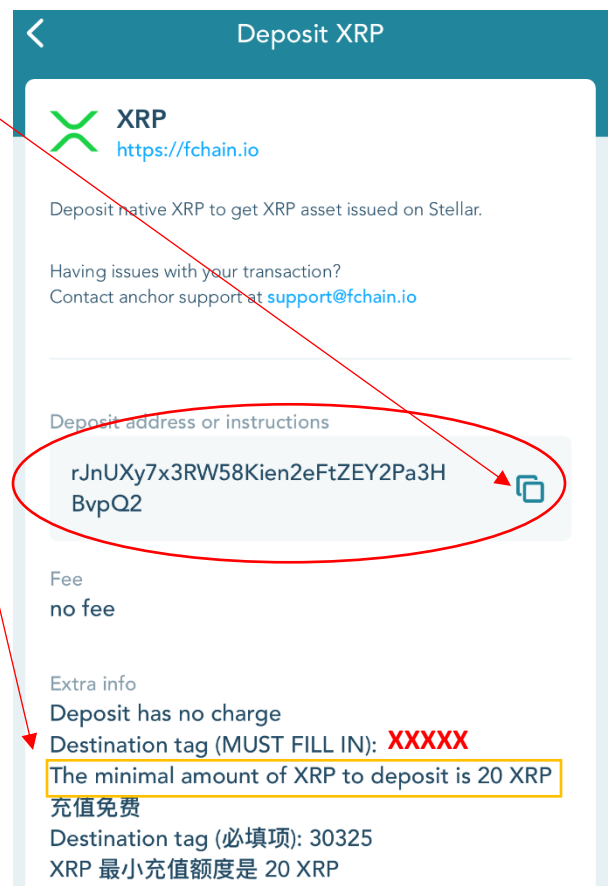
3- Click on Deposit XRP



4.- Copy the Deposit address shown

5.-Take notes of the Destination Tag
Which is unique to each asset holder

Note a minimum deposit amount is
20 XRP



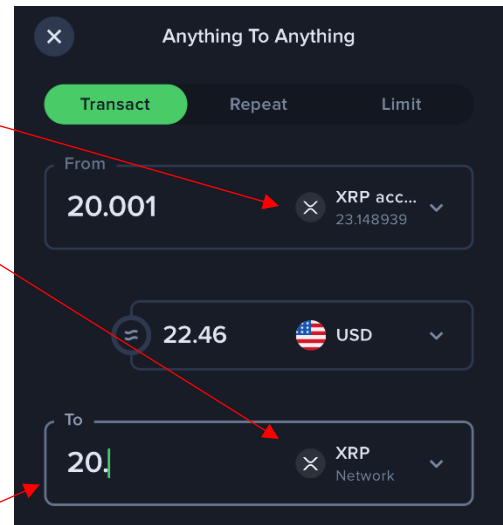
6.- Go to UPHOLD

7.- Click Transact

8.- From: Select XRP Account

9.- To: Select XRP Ledger Network

From Crypto Network



10.- Add amount (**MINIMUM 20**)

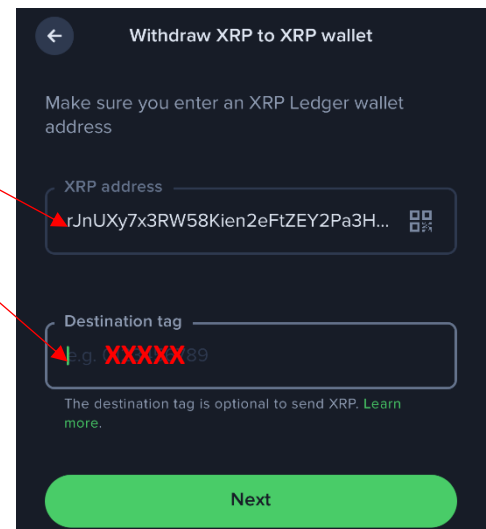
11.- Click Preview Withdrawal

12.- Paste the address from LBSTR

13.- Type your unique destination tag

14.- Click Next

15.- Confirm Withdrawal



NOTE: If your UPHOLD account has other layers of protection (Recommended), It will request you enter a 6 digit code (that expires every 60 seconds) generated by the authenticator.